

AMIS[®]

ANTERIOR MINIMALLY INVASIVE SURGERY
IN HIP REPLACEMENT

edacta
International 

Innovation in hip arthroplasty

AMIS

No muscles cut



Suffering from hip pain?

If you ever wake up in the morning and just don't feel like getting out of bed because of **hip pain, you're certainly not alone.**

Are you considering Total Hip Replacement?

There are a number of solutions, surgical and non-surgical, to treat your disease. Depending on your condition, your doctor may suggest that you undergo a total hip replacement (substitution of damaged bone with a hip prosthesis).

AMIS may be your solution

The AMIS (Anterior Minimally Invasive Surgery) approach causes less surgical trauma than other techniques for total hip replacement. In fact anterior approach is the only technique where

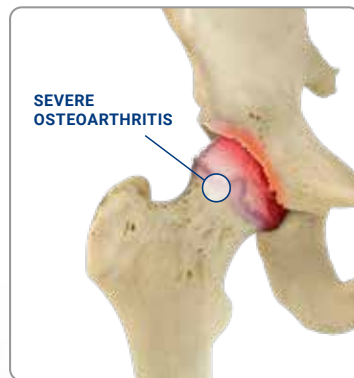
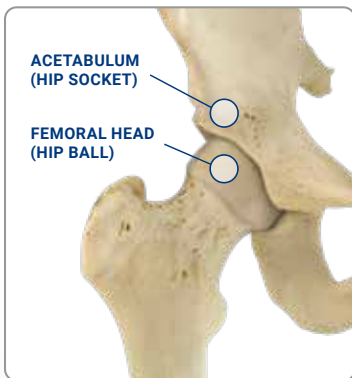
NO MUSCLES ARE CUT AND NERVES ARE RESPECTED.



What is osteoarthritis?

The hip joint is formed by the articulation of the rounded head of the femur and the cup-like acetabulum of the pelvis. The main cause of hip joint diseases is the wear of the articular cartilage: osteoarthritis. This wear is perceived as **pain**.

Hip pain limits your daily activities, affects your mood, your health and, definitely, **your general well-being**. In the case of advanced osteoarthritis your doctor may suggest that you undergo a total hip replacement.



What is Total Hip Replacement?

Total hip replacement surgery substitutes the damaged bone and cartilage of the joint with **metallic**, **polyethylene** (a plastic material) or **ceramic** components.

A hip prosthesis is an artificial articulation composed of a **femoral stem** with a **head** (sphere), a socket **cup** and an acetabular **liner**.

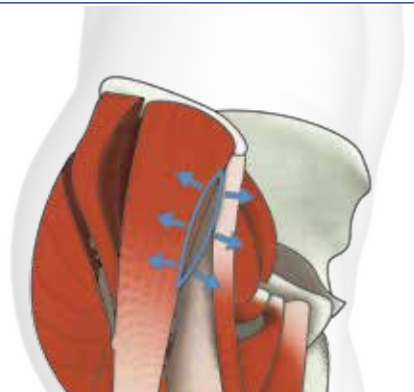
- ① The **femoral stem** is made of metal (usually a titanium or stainless-steel alloy).
- ② The **head** is made of ceramic or metal.
- ③ The **cup** is usually made of metal (a titanium alloy or stainless steel).
- ④ The **liner** is made of polyethylene or ceramic.



Why an AMIS Total Hip Replacement?

The AMIS technique causes less surgical trauma than other techniques because **NO MUSCLES ARE CUT**, only displaced.

AMIS is a surgical technique that will improve the quality of your life and hasten your recovery after a Total Hip Replacement (THR).



What is AMIS?

The AMIS (**Anterior Minimally Invasive Surgery**) approach is a **true intermuscular and internervous minimally invasive surgical technique**.

AMIS DOES NOT CUT MUSCLES AND DOES RESPECT NERVES

AMIS can potentially provide you with the following benefits:

1. **Decreased post-operative pain**^[1]

The AMIS approach can reduce the post-operative pain as muscles are not cut.

2. **Significantly shortened rehabilitation**^[2]

Rehabilitation can usually start the day of the operation or the day after, subject to your doctor's approval, based on your post-operative condition.

3. **Shorter hospitalization**^[3]

The AMIS technique usually significantly reduces the duration of hospital stay.

4. **Small skin scar**^[4]

With AMIS, the skin incision is often shorter than with "conventional" surgery.

5. **Faster return to daily activities**^[5]

The AMIS technique allows you to return to daily activities in a shorter time frame.

6. **Decrease in blood loss**^[3]

Preservation of muscles and vessels potentially reduces blood loss.

7. **Reduced risk of dislocation (separation of the hip ball and socket)**^[1,3,5]

The risk of dislocation is reduced because the anterior approach is performed from the front of your body and dislocation is mainly related to posterior hip structure damage.

8. **Prevention of limping**^[6]

Minimizing muscle and nerve damage reduces the chance of limping.

Current approaches and AMIS

The surgeon can access the hip joint by different paths called “surgical approaches”.

THE MISLEADING CONCEPT OF MINIMALLY INVASIVE SURGERY

There are a number of **approaches** advertised as minimally invasive (posterior, lateral or double incision approach) which **are only reduced skin incision techniques** and are **associated with** the same **muscle and nerve injury** as “conventional” approaches.

AMIS: THE TRUE MINIMALLY INVASIVE SURGERY

AMIS, Anterior Minimally Invasive Surgery, **is characterized by the preservation of muscles and nerves** encountered during the surgery to the hip joint capsule and offering a reduced skin incision.

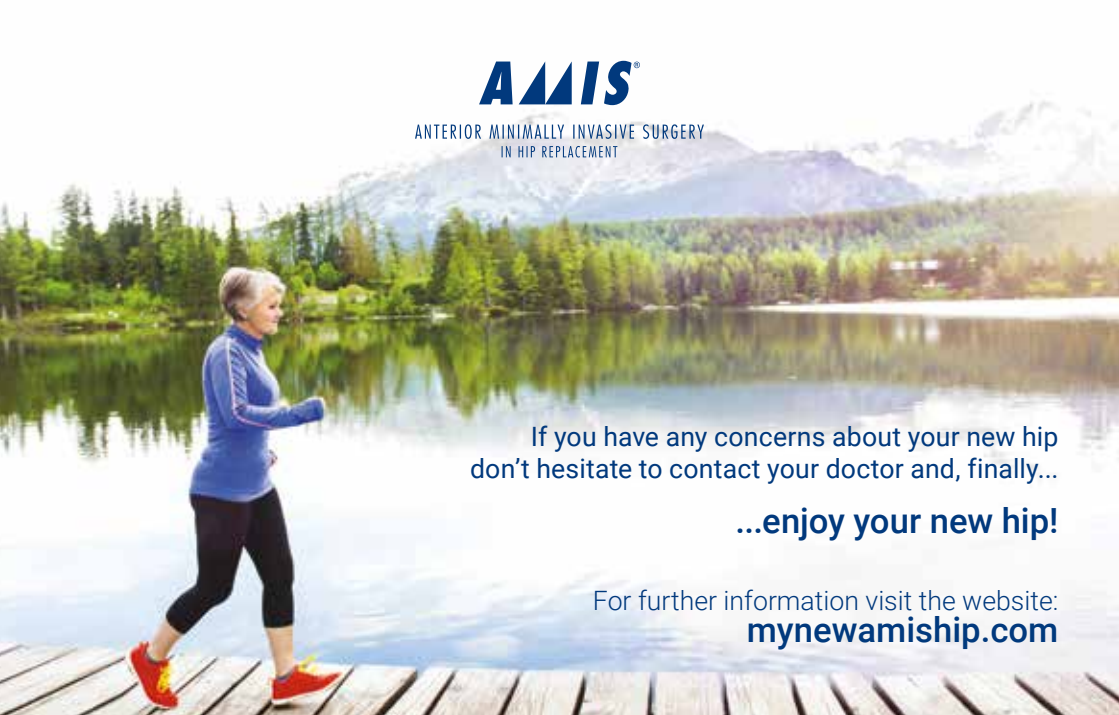


Bibliographic references:

- ^[1] Vasina PG, Rossi R, Giudice GM, Palumbi P. Hip arthroplasty through the anterior minimally invasive approach. Sphera 2010;6(12) – Speciale Ortopedia.
^[2] Dora C. Minimalinvasive Zugänge an der Hüfte. Orthopädie Mitteilungen 6/07, 574-576. ^[3] Jayankura M, Roty M, Potaznik A, Rooze M, Cermak K, Remy P, Gillard B, Biltiau N, Schüind F. Isokinetic and isometric muscle strength recovery after total hip arthroplasty implanted by direct anterior approach. Podium presentation at the 10th Annual Congress of the EFORT, Vienna, Austria, June 3-6, 2009. ^[4] F. Rachbauer, Minimally Invasive total hip arthroplasty: anterior approach, Orthopädie, 2006 Jul, 35(7):723-4, 726-9 ^[5] Laude F. Total hip arthroplasty through an anterior Hueter minimally invasive approach. Interact Surg (2006) 1: 5-11. ^[6] Bremer AK, Kalberer F, Pfirrmann CWA, Dora C. Soft-tissue changes in hip abductor muscles and tendons after total hip replacement: Comparison between the direct anterior approach and the transgluteal approaches approaches. J Bone Joint Surg (Br) 2011 – July, 93-B:886-9.

AMIS[®]

ANTERIOR MINIMALLY INVASIVE SURGERY
IN HIP REPLACEMENT



If you have any concerns about your new hip
don't hesitate to contact your doctor and, finally...

...enjoy your new hip!

For further information visit the website:
mynewamiship.com

*"It was very satisfying to walk unaided just one week after the operation
with no pain or discomfort."
D. A., age 67*

*"It went so well that you get the feeling that all really was possible in one day after
such a hip replacement operation. I was on top of the world."
M. J., age 67*


International 

Medacta International SA
Strada Regina - 6874 Castel San Pietro - Switzerland
Phone +41 91 696 60 60 - Fax +41 91 696 60 66
info@medacta.ch